

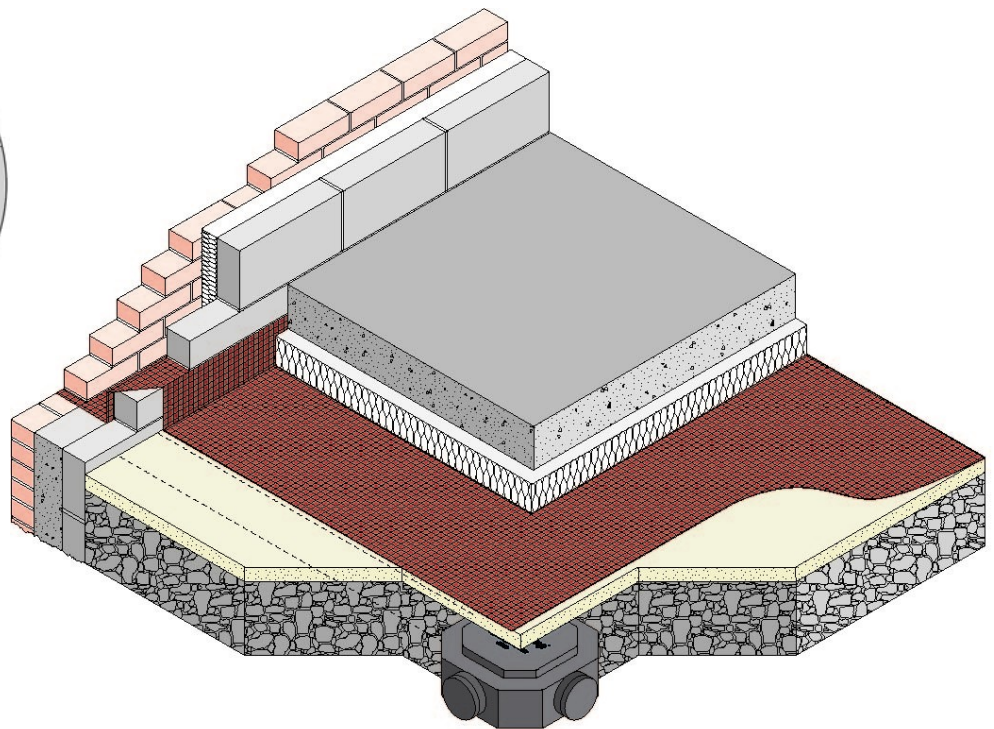
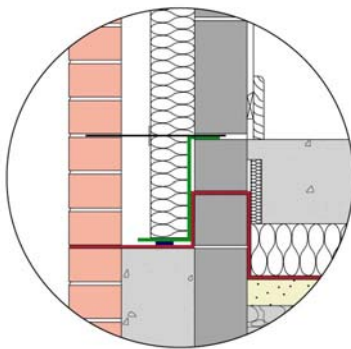
Monarflex Radon Resisting Membranes

Membranes Résistantes au Radon (F) Anti-Radon Membran (D)

The **Irish Agrément Board** is designated by Government to issue European Technical Approvals.

Irish Agrément Board Certificates establish proof that the certified products are '**proper materials**' suitable for their intended use under Irish site conditions, and in accordance with the **Building Regulations 1997 to 2002**.

The **Irish Agrément Board** operates in association with the **National Standards Authority of Ireland (NSAI)** as the National Member of UEAtc.



PRODUCT DESCRIPTION:

This Certificate relates to Monarflex Radon Resisting Membranes: Reflex Super, which is manufactured with an aluminium foil layer, RMB400 and RMB350. These products are used as part of a Radon Protection System in buildings.

This Certificate certifies compliance with the requirements of the Building Regulations 1997 to 2002.

USE:

Radon (incl. Rn-222, Rn-220, RnD) is a naturally occurring radioactive gas which enters buildings from the underlying soil. The gas can accumulate within a building to such a concentration as to constitute a health hazard.

Radon is excluded from buildings using passive and active systems. The provision of a suitable protection system, designed and installed by competent personnel will substantially reduce the risk of a building having radon activity above a recommended target health level of 10-40 Bq/m³ (USA).

Passive control systems consist of a radon resisting membrane extending across the whole of the building, including the floor and walls. These systems should also incorporate an underfloor sump, or sumps, which can be subsequently converted into an active control system by the use of suitable ventilation fans.

A radon resisting membrane when installed in accordance with this Certificate will also act as a damp proof membrane to protect the building against the ingress of moisture from the ground.

SUPPLY, MANUFACTURE AND MARKETING:

The products are supplied and marketed by:

Necoflex Ltd.,
Radon Control Systems,
5/6 Glenfield,
Kilcoole Industrial Estate,
Kilcoole,
Co. Wicklow.
Tel: +353 (0)1 287 6111
Fax: +353 (0)1 287 6614
Email: support@necoflex.ie

The products are manufactured by:

Monarflex a/s,
Lyskær 10,
DK 2730 Herlev,
Copenhagen,
Denmark.

1.1 ASSESSMENT

In the opinion of the Irish Agrément Board (IAB), Monarflex Radon Resisting Membranes, if used in accordance with this Certificate, meet the requirements of the Building Regulations 1997 - 2002 as indicated in Section 1.2 of this Certificate.

1.2 BUILDING REGULATIONS 1997 to 2002

REQUIREMENT:

Part D – Materials and Workmanship

D3 – Monarflex Radon Resisting Membranes, as certified in this Irish Agrément Certificate are comprised of proper materials fit for their intended use (see Part 4 of this Certificate).

D1 – Monarflex Radon Resisting Membranes, as certified in this Certificate, meet the requirements of the building regulations for workmanship.

Part A – Structure

A1 – Loading

Monarflex Radon Resisting Membranes, installed in accordance with this Certificate, will not adversely affect the designed safety and deflection characteristics of a building.

Part B – Fire Safety

B3 – Internal Fire Spread (Structure)

Monarflex Radon Resisting Membranes, installed in accordance with this Certificate, will not adversely affect the control of fire and smoke within concealed spaces in the structure or fabric of a properly designed building.

Part C – Site Preparation and Resistance to Moisture

C3 – Dangerous Substances

Monarflex Radon Resisting Membranes, when used as an integral part of a radon protection system, will meet this requirement with respect to radon gas.

C4 – Resistance to Weather and Ground Moisture

Monarflex Radon Resisting Membranes, when used in accordance with Part 3 of this Certificate, will meet this requirement.

2.1 PRODUCT DESCRIPTION

This Certificate relates to Monarflex Radon Resisting Membranes: Reflex Super, RMB400 and RMB350.

Accessories: Monobond RT radon resisting sealant tape, Monarflex top hat units for pipes penetrating the floor (complete with retention clips), and Necoseal self-adhesive radon gas resisting membrane.

It is essential that these products are laid in accordance with the recommendations of IS 325:Part 2:1995 *Code of practice for use of masonry*, BS 8102:1990 *Code of practice for protection of buildings against water from the ground*, and with this Certificate.

2.2 MANUFACTURE

Monarflex Radon Resisting Membranes are manufactured by film blowing and extrusion lamination process using multi-layered virgin polyethylene blends and multi-filament polyester reinforcement as shown in Table 1.

2.2.1 Product Quality Control

The manufacturing process is certified according to the quality management system ISO 9001:2000. Quality control checks are carried out on the raw material (bulk density), during production and on the final product. Quality control on the final product includes checks on weight per area, lamination, tensile strength, elongation and roll dimensions.

2.3 DELIVERY, STORAGE AND MARKING

Rolls are supplied individually or on pallets in wrappers bearing the manufacturer's name and product description, IAB identification mark, IAB Certificate number and essential instructions for storage and installation.

2.4 INSTALLATION

2.4.1 General

Guidance on the design of radon protection systems for new and existing buildings is given in the DEHLG document *Radon in Buildings*, 1995.

2.4.2 New Work

Monarflex Radon Resisting Membranes can be used in most common floor constructions. They are installed in a similar way to damp proof membranes **but with much greater attention to detailing and workmanship**. These radon resisting membranes will also perform the same function as damp proof membranes (see Construction Detailing figures).

To be fully effective, radon resisting membranes must bridge cavities in walls and in doing so should form a cavity tray. Where necessary narrow strips of membrane can be used to seal walls and cavities. All designed cavities must be properly closed.

Avoid creating slip planes in masonry walls – do not set a damp proof course in contact with a barrier (see the recommendations in IS 325:Part 2:1995).

Consideration must be given to the positioning of a radon resisting membrane in relation to thermal insulation. The recommendations contained in IS 325:Part 2:1995 should be followed.

The integrity of a radon resisting membrane must be maintained during installation. Monarflex Radon Resisting Membranes are resistant to puncturing and tearing but where damage occurs this must be repaired by covering with a second layer of membrane sealed to the original using Monobond RT sealant tape.

Installation of Monarflex Radon Resisting Membranes must be in accordance with the recommendations of IS 325:Part 2:1995, BS 8102:1990, and the requirements of this Certificate. Additional guidance on the use of damp proof membrane materials is given in BS 8000:Part 4:1989 *Workmanship on building sites – Code of practice for waterproofing*.

A surface blinding of soft sand (50mm min. thickness) or geotextile should be used to prevent puncture of the membrane during installation. A further protection over the membrane is afforded by using high density insulation (25 kg/m³).

Sheets must be clean and free from dirt and grease before application, and in view of the difficulty of achieving gas tight seals under wet or dirty site conditions it is recommended that special care is taken with this aspect of the installation.

2.4.3 Procedure

Unroll one width of the membrane after determining the most effective method of covering the area. RMB350 is laid with the red side facing upwards. Reflex Super is laid with the sand-coloured side facing upwards. Apply the 30mm Monobond RT sealant tape 50mm from the edge, leaving the backing paper on. Lay the next width of membrane overlapping the first by 150mm. Remove the backing paper from the Monobond RT sealant tape and join the top sheet to the bottom sheet by applying pressure with a hand roller (see fig. 1). When the weather is cold keep the Monobond RT tape in a warm place until needed, and if necessary apply a little hot air but never use a naked flame.

Where service ducts or pipes penetrate the membrane, gas tight joints are effected using Monobond RT sealant tape and Monarflex top hat units with retention clips (see fig. 2).

Penetrations such as pipes, steel stanchions and concrete columns can be sealed using Necoseal self-adhesive radon gas resisting membrane with an overlap of 150mm on each surface and rolled firmly (see fig. 3). Steel, concrete and masonry surfaces should be primed with B1 primer prior to Necoseal being laid. This method can also be adopted to seal pipe collars.

A membrane must be covered by a screed, high density insulation or other protective layer as soon as possible after installation. Care should be taken to ensure that the membrane is not stretched or displaced when placing the concrete or screed. Great care should be taken to avoid bridging (i.e. creating areas of unsupported membrane) during screeding operations, for example at internal angles.

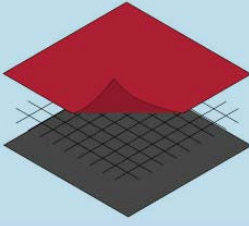
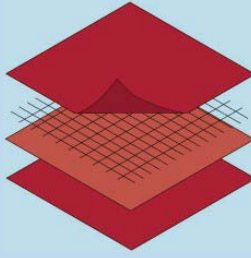
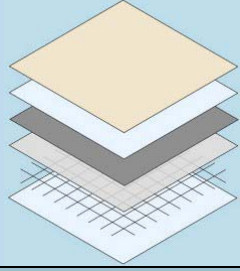
Test (units)	Standard	RMB 350	RMB 400	Reflex Super
Tensile Strength (N/50mm)	EN 12311-1	500	750	700
Elongation (%)	EN 12311-1	15 to 30	15 to 30	15 to 30
Tear Resistance (N)	prEN 13859-1 annex B EN 12310-1	> 450	> 400	> 500
Moisture Vapour Transmission Rate MVTR (g/m ² /day)	IS EN ISO 12572 Climate C	< 0.3	< 0.2	< 0.03 (below limit of detection)
Water Vapour Resistance (MNs/g)	IS EN ISO 12572 Climate C	> 680	> 1025	> 4100
Radon Transmittance (10 ⁻⁹ m/s)	SP Swedish National Testing & Research Institute (in-house test method)	16	17	1
Radon Permeability (10 ⁻¹² m ² /s)	SP Swedish National Testing & Research Institute (in-house test method)	6	7	< 0.4
				
Standard Roll Specification				
Roll size (m)		2 x 25, 4 x 25	2 x 25, 4 x 25	2 x 25, 2 x 50
Colour		Red/Black (upper/lower)	Red	Sand/Aluminium-Clear (upper/lower)
Nominal weight per unit area (g/m ²)	EN 1849-2	358	409	439
Nominal thickness (microns)	EN 1849-2	350	400	430
Materials		Virgin Polyethylene blend	Virgin Polyethylene blend	Virgin Polyethylene blend and Aluminium
Reinforcement (mm)		12 x 12 Multi-filament Polyester	9 x 12 Multi-filament Polyester	12 x 12 Multi-filament Polyester

Table 1: Technical Data

Construction Detailing

Figure 1
Detail showing overlap with seal – Monobond RT 30mm wide sealant tape

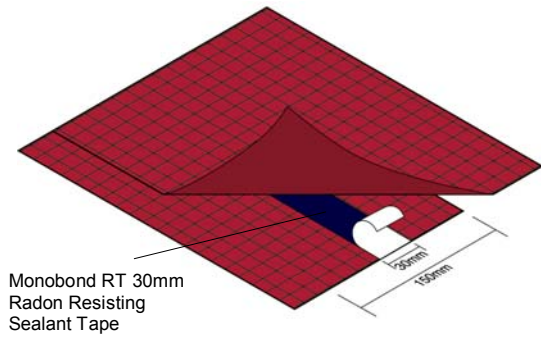


Figure 2
Detail showing Monarflex® Top Hat Unit, with retention clip

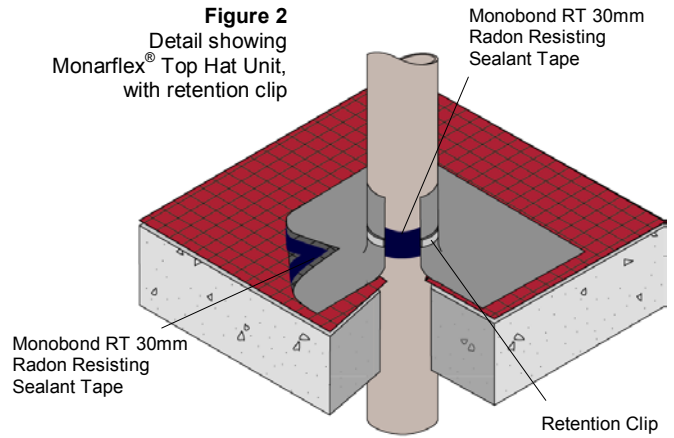


Figure 3
Detail showing structural steel stanchion penetration seal

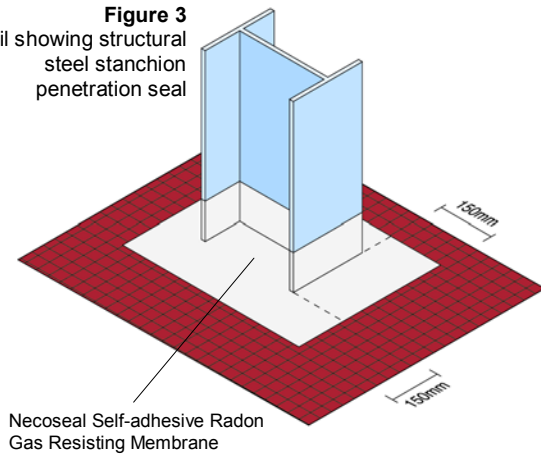


Figure 4
Detail showing movement control joint

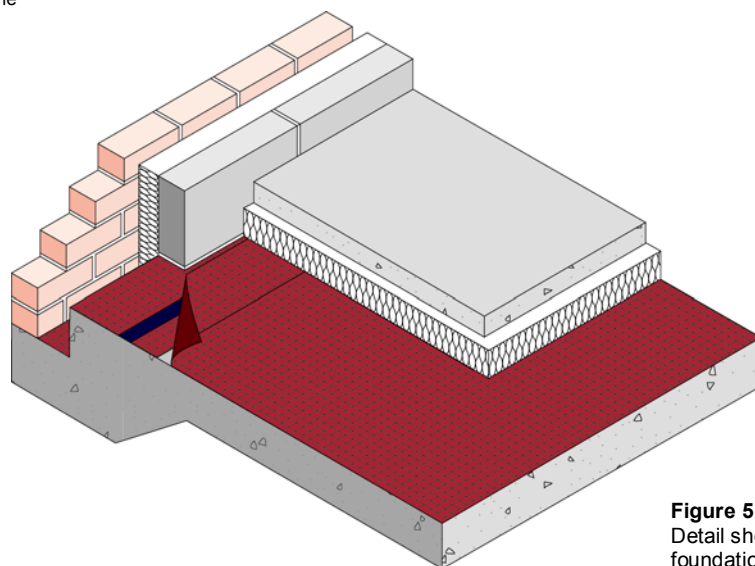
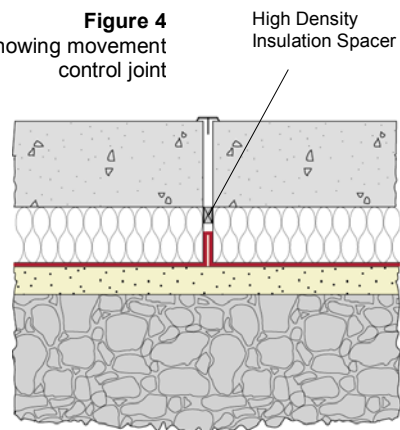


Figure 5
Detail showing raft foundation

Construction Detailing – Provision for Settlement

SITUATION A

If it can be predicted with certainty that there will be no actual/real relative or differential settlement during the entire life cycle of a building the RMB 350/400 & Reflex Super Radon Resisting Membranes may be installed thus:



SITUATION B

If it can be predicted with certainty, that the actual/real relative or differential settlement during the entire life cycle of a building will not exceed 8mm the RMB 350/400 Radon Resisting Membranes may be installed, with an upstand, thus:



SITUATION C

If it cannot be predicted with certainty, what the actual/real relative or differential settlement will be during the entire life cycle of a building the RMB 350/400 & Reflex Super Radon Resisting Membranes should be installed with folds as shown on the following page:



SITUATION B

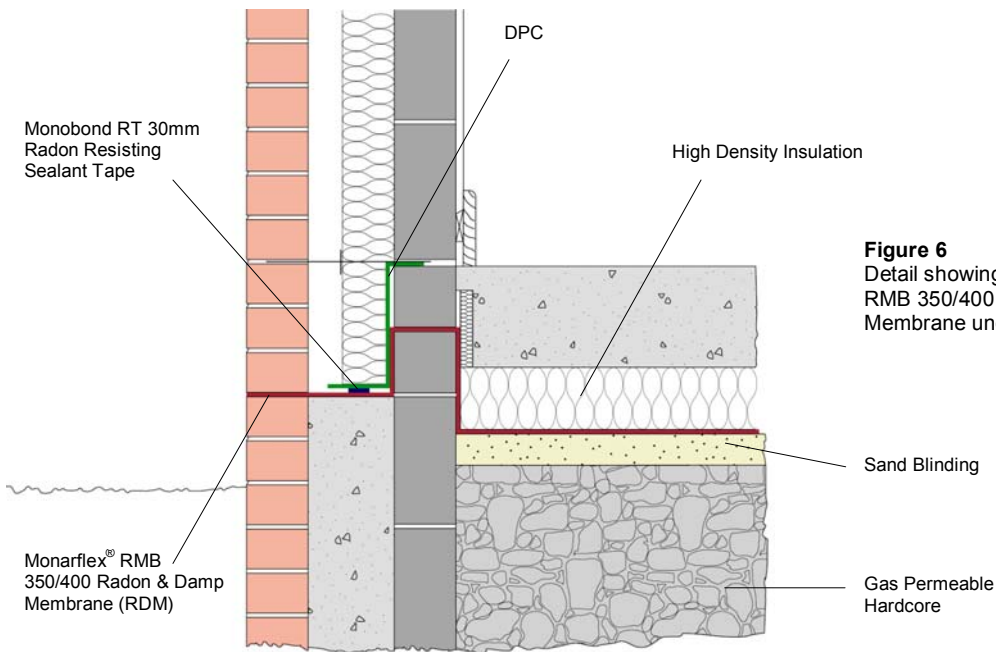
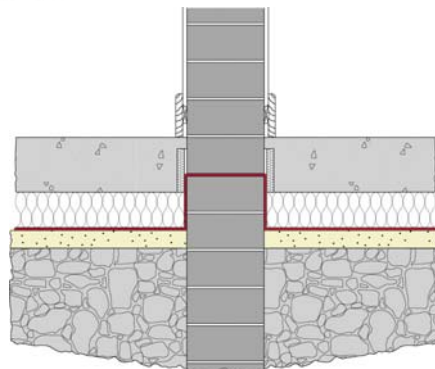


Figure 6
Detail showing Monarflex®
RMB 350/400 Radon Resisting
Membrane under floating slab

Figure 7
Detail showing Monarflex®
RMB 350/400 Radon Resisting
Membrane at junction with
internal wall



SITUATION C

Figure 8
Detail showing Monarflex® RMB 350/400 & Reflex Super with folds under floating slab – rendered block external leaf

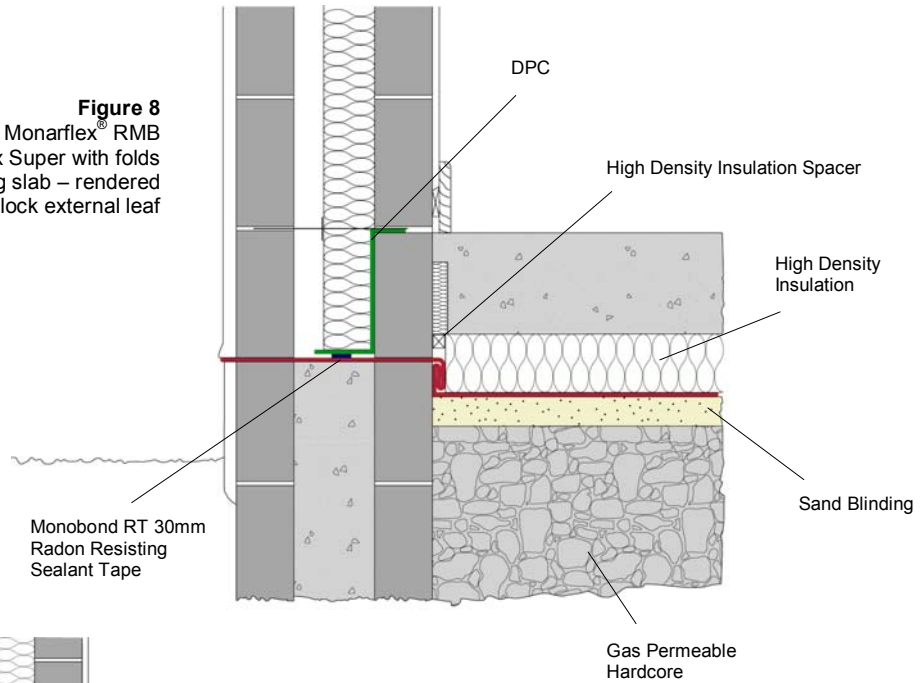
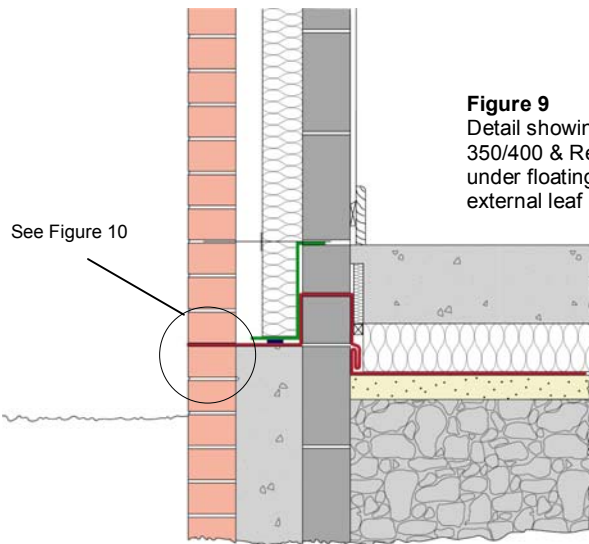


Figure 9
Detail showing Monarflex® RMB 350/400 & Reflex Super with folds under floating slab – brick external leaf



External Brick Leaf

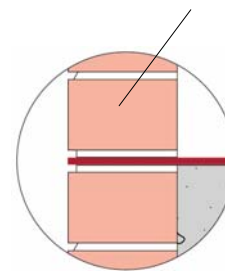
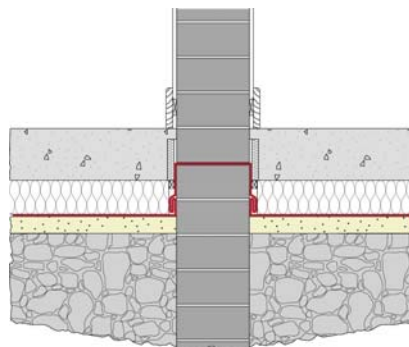


Figure 10
Detail of Radon Resisting Membrane in mortar joint

Figure 11
Detail showing Monarflex® RMB 350/400 & Reflex Super with folds at junction with internal wall



3.1 GENERAL

Monarflex Radon Resisting Membranes are suitable for use in concrete floors not subject to hydrostatic pressure, in accordance with the relevant clauses of IS 325:Part 2:1995 and BS 8102:1990.

The products can be installed as oversite membranes, either between a blinded hardcore bed and the base concrete, or between the base concrete and screed.

Resistance to water and water vapour

The membranes and the methods of jointing provide an effective barrier to the passage of radon gas, liquid water and water vapour from the ground.

Resistance to tear

The product has a high resistance to tear (see Table 1). Care should be taken during installation, particularly when handling building materials and equipment over the surface and when placing concrete or screeds, since the membranes can be punctured by sharp objects. High density insulation (25kg/m³) is an effective protection after laying.

Site conditions

The product may be installed in all conditions normal to ground floor slab construction. Where there is a risk of ground becoming waterlogged, sub-soil drainage must be provided in accordance with IS 325:Part 2:1995 and BS 8102:1990.

Underfloor heating

When used in accordance with the conditions set out in this Certificate, there will be no adverse effect on the membranes from underfloor heating under normal conditions. The manufacturer's advice should also be sought for project specific details.

3.2 CONSTRUCTION DETAILING

To reduce radon gas migration/ingress into buildings the following guidelines should be followed:

- design for controlled movement of construction (see IS 325:Part 2:1995);
- ensure that all designed cavities are effectively closed to interior spaces;
- design for grouping of services with effective gas seal of ground slab openings and penetrations.

To aid radon gas dilution/dispersal:

- avoid downstand beams and limit number of rising walls beneath ground slabs which provide confined spaces for radon gas accumulation;
- maximise underfloor ventilation, where practicable, and in a manner compatible with the energy conservation performance of the building;
- design interior spaces for maximum ventilation, in a manner compatible with the energy conservation performance of the building.

3.3 CONSTRUCTION SETTLEMENT

Consideration should be given to differential and/or relative settlement of ground floor construction during the full life cycle of a building.

Where special installation detailing is introduced, i.e. folding of a radon resisting membrane at critical construction points, an elongation capability for the membrane itself may not be required. Where high concentrations of radon are likely and where a building is properly designed, detailed and constructed to take account of settlement, the installation of Reflex Super represents an effective measure against radon health hazards.

It is important to note that following any elongation in a membrane, a reduction in its radon gas resistance performance will occur (refer Table 1).

4.1 TESTS / ASSESSMENTS

Various technical investigations were carried out on Monarflex Radon Resisting Membranes.

Typical results are shown in Table 1 of this Certificate.

4.2 MAINTENANCE

No maintenance is required when installed in accordance with this Certificate.

4.3 DURABILITY

When installed in accordance with this Certificate and subject to normal conditions of use, the membranes will provide an effective barrier which will be substantially impervious to the transmission of radon gas, liquid water and water vapour for the life of the building.

Long periods of exposure to ultraviolet light can reduce the effectiveness of a membrane. However, during storage, and when installed in accordance with this Certificate, the membrane will be protected from such exposure.

It is important to note that alterations to the building structure subsequent to the installation of a radon protective system must take into account the integrity of the barrier.

4.4 OTHER INVESTIGATIONS

- (i) Existing data on product properties in relation to fire, toxicity and environmental impact were assessed. When stored with normal care on site prior to installation these membranes do not present a significant fire or health hazard.
- (ii) The manufacturing process was examined including the methods adopted for quality control, and details were obtained of the quality and composition of the materials used.
- (iii) Site visits were conducted to assess the practicability of installation and the history of performance in use of the product.

5.1 National Standards Authority of Ireland ("NSAI") following consultation with the Irish Agrément Board ("IAB") has assessed the performance and method of installation of the product/process and the quality of the materials used in its manufacture and certifies the product/process to be fit for the use for which it is certified provided that it is manufactured, installed, used and maintained in accordance with the descriptions and specifications set out in this Certificate and in accordance with the manufacturer's instructions and usual trade practice. This Certificate shall remain valid for five years from date of issue so long as:

- (a) the specification of the product is unchanged.
- (b) the Building Regulations 1997 to 2002 and any other regulation or standard applicable to the product/process, its use or installation remains unchanged.
- (c) the product continues to be assessed for the quality of its manufacture and marking by NSAI.
- (d) no new information becomes available which in the opinion of the NSAI, would preclude the granting of the Certificate.

(e) the product or process continues to be manufactured, installed, used and maintained in accordance with the description, specifications and safety recommendations set out in this certificate.

(f) the registration and/or surveillance fees due to IAB are paid.

5.2 The IAB mark and certification number may only be used on or in relation to product/processes in respect of which a valid Certificate exists. If the Certificate becomes invalid the Certificate holder must not use the IAB mark and certification number and must remove them from the products already marked.

5.3 In granting Certification, the NSAI makes no representation as to;

- (a) the absence or presence of patent rights subsisting in the product/process; or
- (b) the legal right of the Certificate holder to market, install or maintain the product/process; or
- (c) whether individual products have been manufactured or installed by the Certificate holder in

accordance with the descriptions and specifications set out in this Certificate.

5.4 This Certificate does not comprise installation instructions and does not replace the manufacturer's directions or any professional or trade advice relating to use and installation which may be appropriate.

5.5 Any recommendations contained in this Certificate relating to the safe use of the certified product/process are preconditions to the validity of the Certificate. However the NSAI does not certify that the manufacture or installation of the certified product or process in accordance with the descriptions and specifications set out in this Certificate will satisfy the requirements of the Safety, Health and Welfare at Work Act, 1989, or of any other current or future common law duty of care owed by the manufacturer or by the Certificate holder.

5.6 The NSAI is not responsible to any person or body for loss or damage including personal injury arising as a direct or indirect result of the use of this product or process.

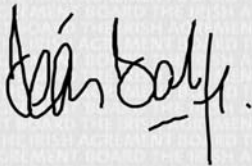
5.7 Where reference is made in this Certificate to any Act of the Oireachtas, Regulation made thereunder, Statutory Instrument, Code of Practice, National Standards, manufacturer's instructions, or similar publication, it shall be construed as reference to such publication in the form in which it is in force at the date of this Certification.

The Irish Agrément Board

This Certificate No. **06/0075** is accordingly granted by the NSAI to **Necoflex Ltd. Radon Control Systems** on behalf of The Irish Agrément Board.

Date of Issue: **March 1998**

Signed



Seán Balfe
Director of the Irish Agrément Board

Readers may check that the status of this Certificate has not changed by contacting the Irish Agrément Board, NSAI, Glasnevin, Dublin 9, Ireland. Telephone: (01) 807 3800. Fax: (01) 807 3842. www.n sai.ie

Revisions: April 2004, January 2006

Reference to Necoseal self-adhesive radon gas resisting membrane.